

Signify Classified - Internal
Cooper Lighting Solutions Photometric Lab
1121 Highway 74 South
Peachtree City, GA 30269



Scaled data based on original data using
LM-79-08 Approved Method: Electrical and Photometric Measurements of Solid-
State Lighting Products

Test Report Prepared for
Cooper Lighting Solutions
(formerly Eaton)

Brand: STREETWORKS

Report Number: P870083

Luminaire Tested: **MEM2-HTN-SA-40-830-U-T4W-HSS**

Issue Date: 08/21/2024



Test Information

Test Method: LM-79-08
Report Number: P870083
Test Lab: INNOVATION CENTER(G3)
Issue Date: 08/21/2024
Manufacturer: COOPER LIGHTING SOLUTIONS (FORMERLY EATON)
Product Line: STREETWORKS
Catalog Number: MEM2-HTN-SA-40-830-U-T4W-HSS
Description: EPIC MODERN TALL HOUSING DISCRETE LED ARRAYS 40W 80CRI 3000K
FIXTURE w/ TYPE IV WIDE DISTRIBUTION OPTIC AND HOUSE SIDE SHIELD
Light Source: (10) 3000K CCT, 80 CRI LEDS
Ballast/Driver: ELECTRONIC DRIVER

Summary

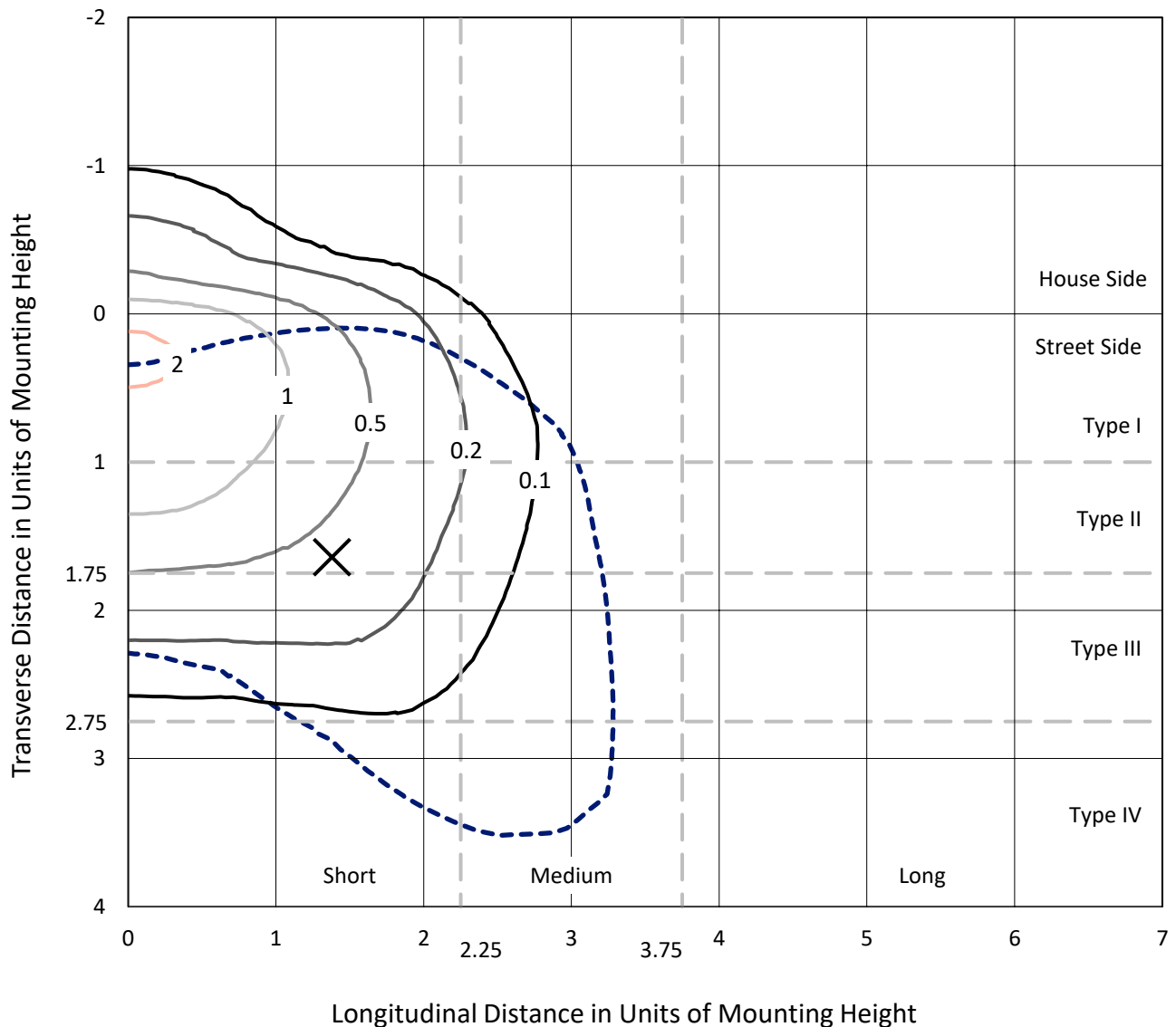
Lumens per Lamp: N/A
Luminaire Lumens: 3864.5 lumens
Efficiency: N/A
Efficacy: 87.8 lumens/watt
Luminous Opening: Rectangular (W 0.33' x L: 0.33' x H: 0')
IES Classification: Type IV - Short
BUG Rating: B1 - U0 - G1

Input Watts (W): 44
Input Voltage (V): 120
Input Current (A_{in}): NR
Voltage Rise (V): NR
Power Factor: 0.99
Total Harmonic Distortion (THDi): 6.91%
Frequency (hertz): 60
Stabilization Time: NR
Operation Time: NR
Ambient Temperature (°C): NR
Test Distance: 24 FT

REPORT NUMBER: P870083
 CATALOG NUMBER: MEM2-HTN-SA-40-830-U-T4W-HSS

Iso-Footcandle Lines of Horizontal Illumination

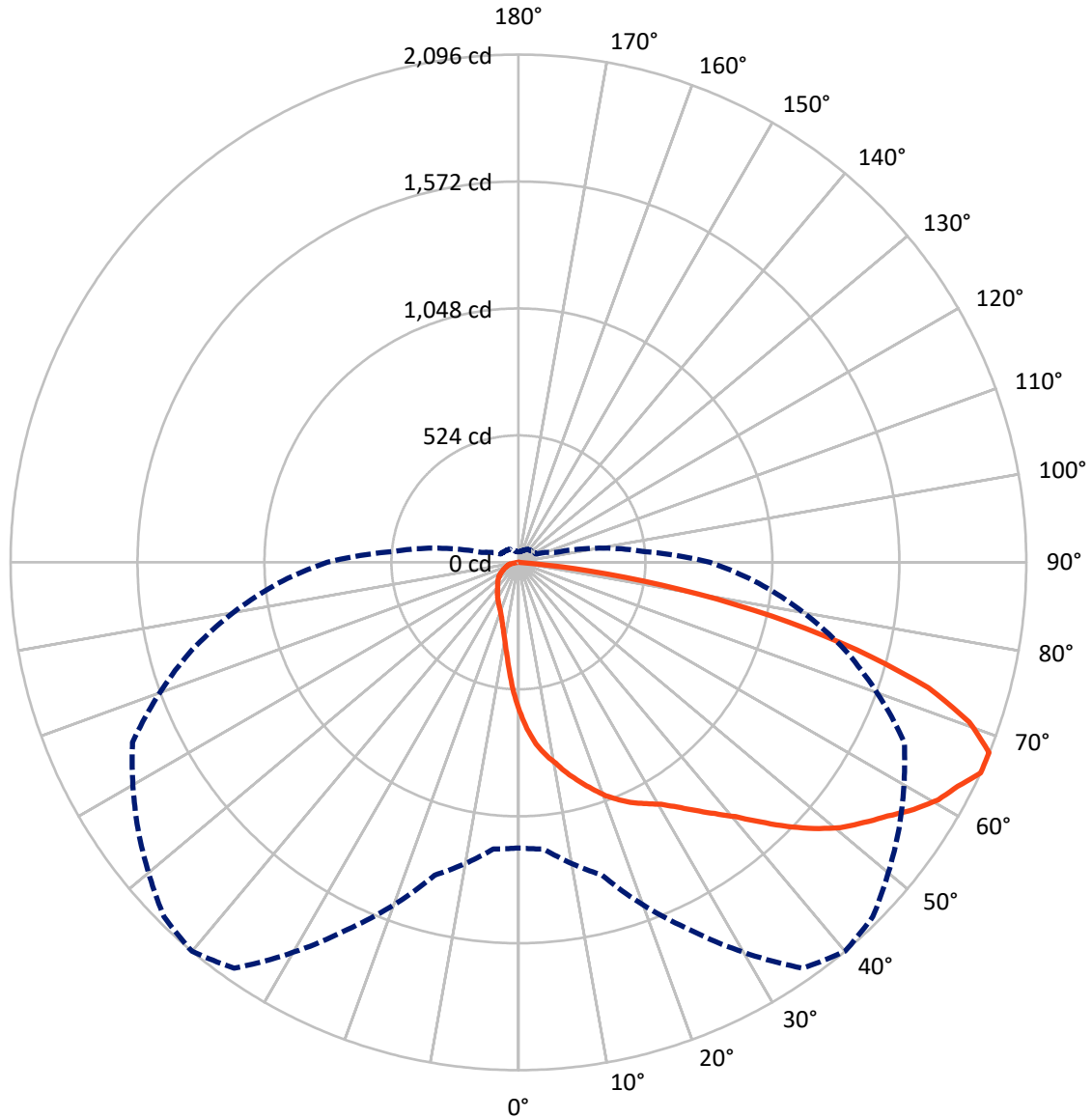
× Max cd
 - - - 1/2 Max cd



Based on 20 foot mounting height. Maximum calculated value = 2.2 fc
 Type IV - Short - N/A

REPORT NUMBER: P870083
CATALOG NUMBER: MEM2-HTN-SA-40-830-U-T4W-HSS

Luminous Intensity Polar Plot



— Vertical Plane Through 40-Deg Lateral - - - Horizontal Cone Through 65-Deg Vertical

REPORT NUMBER: P870083
 CATALOG NUMBER: MEM2-HTN-SA-40-830-U-T4W-HSS

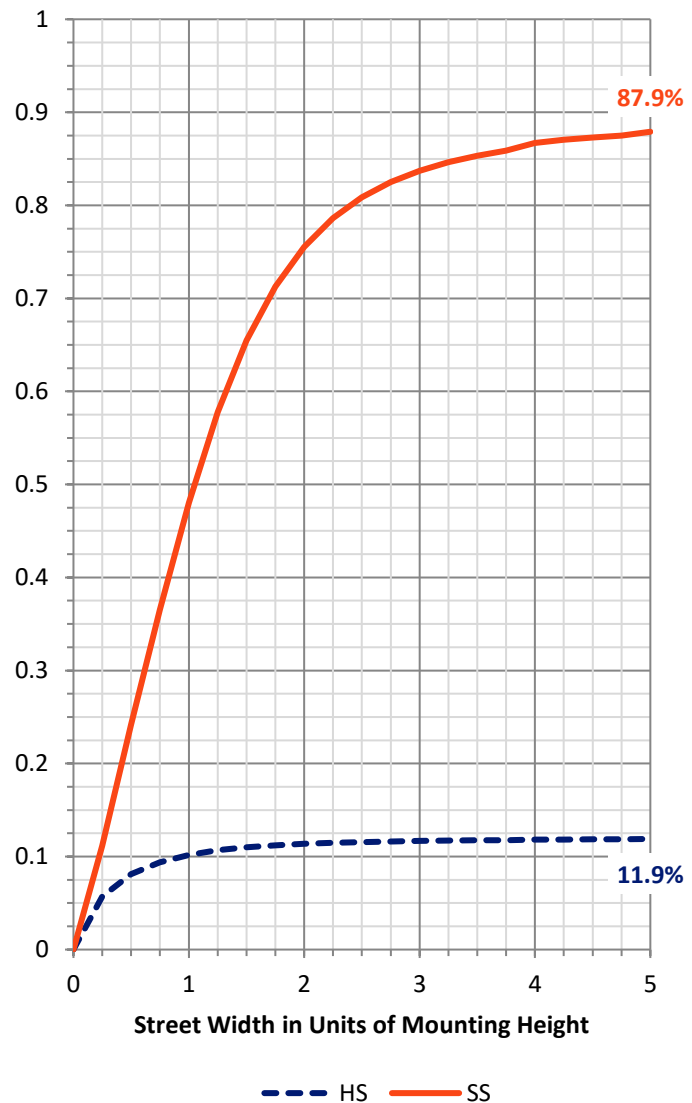
FLUX DISTRIBUTION:

		Downward	Upward	Total
House Side	Lumens	462.7	0.0	462.7
	% Fixture	12.0	0.0	12.0
Street Side	Lumens	3401.8	0.0	3401.8
	% Fixture	88.0	0.0	88.0
Total	Lumens	3864.5	0.0	3864.5
	% Fixture	100.0	0.0	100.0

Coefficient of Utilization

ZONAL LUMENS:

Zone	Lumens	% Fixture
0°-10°	57.5	1.5
10°-20°	172.9	4.5
20°-30°	297.4	7.7
30°-40°	449.6	11.6
40°-50°	657.4	17.0
50°-60°	839.7	21.7
60°-70°	838.0	21.7
70°-80°	491.4	12.7
80°-90°	60.5	1.6
90°-100°	0.0	0.0
100°-110°	0.0	0.0
110°-120°	0.0	0.0
120°-130°	0.0	0.0
130°-140°	0.0	0.0
140°-150°	0.0	0.0
150°-160°	0.0	0.0
160°-170°	0.0	0.0
170°-180°	0.0	0.0
0°-90°	3864.5	100.0
0°-180°	3864.5	100.0

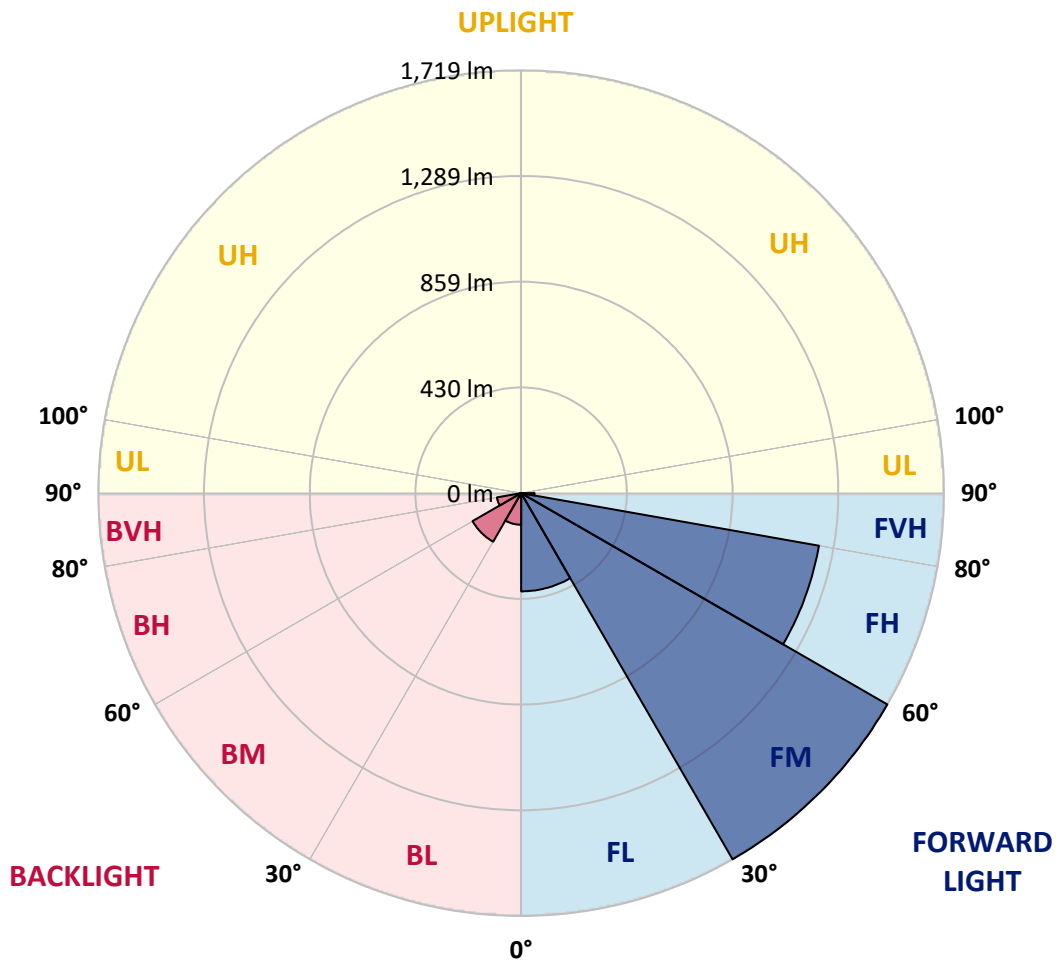


REPORT NUMBER: P870083
 CATALOG NUMBER: MEM2-HTN-SA-40-830-U-T4W-HSS

LUMINAIRE CLASSIFICATION SYSTEM LUMEN TABLE AND BUG RATING:

Zone		Lumens	% Fixture	Zone Rating/Lumen Limit		
				B	U	G
FL	(0°-30°)	399.1	10.3			
FM	(30°-60°)	1718.7	44.5			
FH	(60°-80°)	1229.2	31.8			G1/1800
FVH	(80°-90°)	54.7	1.4			G1/100
BL	(0°-30°)	128.7	3.3	B1/500		
BM	(30°-60°)	228.0	5.9	B1/1000		
BH	(60°-80°)	100.2	2.6	B0/110		G0/110
BVH	(80°-90°)	5.8	0.2			G0/10
UL	(90°-100°)	0.0	0.0		U0/0	
UH	(100°-180°)	0.0	0.0		U0/0	

BUG Rating: B1-U0-G1
 Type IV Short





REPORT NUMBER: P870083

CATALOG NUMBER: MEM2-HTN-SA-40-830-U-T4W-HSS

CANDELA DISTRIBUTION (FULL):

	0°	5°	15°	25°	35°	40°	45°	55°	65°	75°	85°
0°	614.3	614.3	614.3	614.3	614.3	614.3	614.3	614.3	614.3	614.3	614.3
2.5°	716.7	713.4	706.9	701.4	693.8	687.3	680.7	668.7	653.5	640.4	624.1
5°	787.5	782.0	777.7	771.1	758.1	752.6	748.3	723.2	697.1	669.8	633.9
7.5°	837.6	841.9	833.2	823.4	807.1	800.5	794.0	768.9	736.3	697.1	645.9
10°	895.3	896.4	885.5	873.5	856.1	843.0	834.3	803.8	767.9	724.3	658.9
12.5°	950.8	950.8	944.3	926.9	904.0	892.0	876.8	841.9	798.4	747.2	674.2
15°	995.5	997.7	992.2	979.2	954.1	937.8	922.5	882.2	826.7	773.3	686.2
17.5°	1035.8	1034.7	1031.4	1019.5	995.5	982.4	967.2	922.5	859.3	794.0	704.7
20°	1063.0	1063.0	1061.9	1055.4	1038.0	1028.2	1009.7	962.8	895.3	824.5	724.3
22.5°	1083.7	1082.6	1082.6	1083.7	1073.9	1064.1	1056.5	1009.7	932.3	850.6	743.9
25°	1101.1	1100.1	1103.3	1105.5	1101.1	1099.0	1090.3	1054.3	978.1	881.1	763.5
27.5°	1124.0	1127.3	1126.2	1126.2	1125.1	1127.3	1126.2	1095.7	1022.7	913.8	784.2
30°	1160.0	1165.4	1162.1	1157.8	1157.8	1158.9	1164.3	1144.7	1075.0	954.1	807.1
32.5°	1243.8	1238.4	1215.5	1200.3	1202.4	1203.5	1209.0	1198.1	1127.3	999.9	831.0
35°	1339.7	1333.1	1308.1	1273.2	1261.3	1256.9	1255.8	1249.3	1183.9	1048.9	859.3
37.5°	1463.8	1466.0	1429.0	1378.9	1342.9	1315.7	1310.3	1296.1	1232.9	1093.5	888.8
40°	1590.2	1581.5	1549.9	1500.9	1430.1	1380.0	1363.6	1344.0	1288.5	1140.4	917.1
42.5°	1712.2	1695.8	1654.4	1601.1	1518.3	1463.8	1426.8	1401.8	1339.7	1191.5	944.3
45°	1871.2	1824.3	1750.3	1702.4	1598.9	1554.2	1520.5	1464.9	1400.7	1242.7	977.0
47.5°	1996.4	1906.0	1838.5	1817.8	1682.8	1641.4	1610.9	1533.5	1462.7	1300.5	1010.7
50°	1973.6	1918.0	1901.7	1883.2	1745.9	1720.9	1692.6	1612.0	1525.9	1361.5	1043.4
52.5°	1914.7	1921.3	1942.0	1910.4	1801.5	1784.0	1765.5	1695.8	1589.1	1411.6	1072.8
55°	1867.9	1881.0	1936.5	1926.7	1867.9	1848.3	1835.2	1778.6	1650.1	1457.3	1097.9
57.5°	1783.0	1772.1	1841.8	1955.0	1938.7	1923.5	1910.4	1865.7	1712.2	1490.0	1114.2
60°	1649.0	1608.7	1702.4	1920.2	1987.7	1989.9	1982.3	1931.1	1762.3	1490.0	1105.5
62.5°	1460.6	1422.4	1537.9	1803.7	2013.9	2034.6	2030.2	1954.0	1784.0	1457.3	1071.7
65°	1178.5	1187.2	1336.4	1671.9	2044.4	2095.6	2068.3	1916.9	1756.8	1394.1	995.5
67.5°	941.0	967.2	1101.1	1500.9	2030.2	2094.5	2056.3	1812.4	1640.3	1305.9	879.0
70°	742.8	760.2	871.3	1270.0	1906.0	1973.6	1925.6	1652.3	1443.1	1169.8	730.8
72.5°	580.5	596.9	691.6	1016.2	1690.4	1768.8	1708.9	1436.6	1197.0	992.2	580.5
75°	441.1	453.1	523.9	783.1	1346.2	1444.2	1400.7	1150.2	934.5	785.3	444.4
77.5°	284.3	300.6	380.1	548.9	950.8	1068.5	1073.9	859.3	672.0	567.5	326.7
80°	188.4	195.0	244.0	357.2	584.9	676.4	708.0	580.5	429.1	361.6	235.3
82.5°	78.4	87.1	116.5	179.7	293.0	294.1	336.6	245.1	174.3	153.6	99.1
85°	2.2	4.4	3.3	8.7	7.6	12.0	14.2	19.6	14.2	15.2	15.2
87.5°	0.0	0.0	1.1	1.1	2.2	2.2	2.2	2.2	2.2	3.3	2.2
90°	0.0	0.0	0.0	0.0	0.0	0.0	0.0	0.0	0.0	0.0	0.0



REPORT NUMBER: P870083

CATALOG NUMBER: MEM2-HTN-SA-40-830-U-T4W-HSS

CANDELA DISTRIBUTION (continued):

	90°	95°	105°	115°	125°	135°	145°	155°	165°	175°	180°
0°	614.3	614.3	614.3	614.3	614.3	614.3	614.3	614.3	614.3	614.3	614.3
2.5°	616.5	606.7	587.1	571.8	555.5	543.5	532.6	520.6	513.0	514.1	506.5
5°	616.5	598.0	558.7	523.9	492.3	469.4	444.4	424.8	410.6	408.4	415.0
7.5°	619.7	589.2	530.4	478.1	434.6	398.6	372.5	352.9	343.1	336.6	335.5
10°	623.0	582.7	504.3	437.8	383.4	344.2	321.3	299.5	288.6	287.5	284.3
12.5°	625.2	575.1	480.3	397.5	340.9	303.9	281.0	263.6	254.9	254.9	253.8
15°	632.8	572.9	455.3	367.0	308.2	272.3	252.7	238.5	233.1	229.8	228.7
17.5°	639.3	568.5	433.5	336.6	278.8	247.2	228.7	218.9	213.5	211.3	210.2
20°	649.1	566.4	412.8	311.5	257.0	226.5	212.4	203.7	200.4	198.2	198.2
22.5°	658.9	564.2	392.1	289.7	238.5	211.3	198.2	190.6	187.3	186.2	185.2
25°	670.9	563.1	374.7	271.2	222.2	199.3	187.3	180.8	176.4	174.3	174.3
27.5°	682.9	564.2	357.2	252.7	208.0	188.4	176.4	168.8	165.6	161.2	162.3
30°	699.2	565.3	343.1	237.4	196.0	177.5	166.6	156.8	152.5	150.3	150.3
32.5°	715.6	569.6	328.9	223.3	184.1	168.8	155.8	147.0	141.6	140.5	139.4
35°	733.0	572.9	315.9	211.3	174.3	159.0	145.9	137.2	132.9	131.8	131.8
37.5°	752.6	578.3	306.1	200.4	164.5	149.2	137.2	128.5	125.3	124.2	124.2
40°	773.3	587.1	298.4	190.6	156.8	140.5	129.6	122.0	119.8	118.7	118.7
42.5°	794.0	594.7	291.9	183.0	149.2	132.9	124.2	116.5	113.3	113.3	113.3
45°	813.6	600.1	285.4	175.4	141.6	127.4	117.6	111.1	107.8	107.8	107.8
47.5°	831.0	605.6	275.6	167.7	134.0	119.8	112.2	105.6	102.4	102.4	102.4
50°	849.5	608.8	264.7	157.9	126.3	114.4	106.7	99.1	96.9	95.8	95.8
52.5°	864.8	608.8	250.5	148.1	117.6	106.7	100.2	93.7	90.4	88.2	88.2
55°	875.7	608.8	235.3	136.1	108.9	100.2	93.7	87.1	82.8	79.5	79.5
57.5°	882.2	605.6	217.8	122.0	100.2	91.5	87.1	79.5	70.8	64.3	62.1
60°	876.8	595.8	199.3	106.7	90.4	83.9	80.6	70.8	58.8	55.5	55.5
62.5°	853.9	572.9	180.8	93.7	82.8	76.2	73.0	62.1	53.4	50.1	50.1
65°	789.6	517.4	157.9	81.7	74.1	69.7	65.3	55.5	47.9	43.6	43.6
67.5°	696.0	446.6	131.8	71.9	66.4	63.2	59.9	50.1	42.5	38.1	38.1
70°	564.2	360.5	112.2	63.2	58.8	56.6	53.4	45.7	37.0	33.8	33.8
72.5°	443.3	283.2	93.7	56.6	54.5	50.1	47.9	40.3	33.8	30.5	30.5
75°	330.0	211.3	82.8	50.1	50.1	44.7	43.6	35.9	29.4	27.2	27.2
77.5°	242.9	156.8	71.9	43.6	43.6	39.2	37.0	31.6	27.2	25.1	25.1
80°	164.5	106.7	53.4	32.7	32.7	31.6	29.4	27.2	22.9	20.7	19.6
82.5°	69.7	44.7	26.1	16.3	15.2	12.0	9.8	7.6	7.6	6.5	6.5
85°	12.0	5.4	5.4	4.4	3.3	3.3	3.3	2.2	2.2	2.2	2.2
87.5°	2.2	2.2	2.2	2.2	2.2	2.2	1.1	1.1	1.1	1.1	1.1
90°	0.0	0.0	0.0	0.0	0.0	0.0	0.0	0.0	0.0	0.0	0.0

Cooper Lighting Solutions Photometric Lab
1121 Highway 74 South
Peachtree City, GA 30269



LM-79-2019: Approved Method: Electrical and Photometric Measurements of Solid-State Lighting Products

Report Prepared for

Cooper Lighting Solutions

Streetworks

Report Number: SP1-2407-157-7

Test Date: 09/05/2024

Luminaire Tested: MEM2-HTN-SA-30-830-U-5WQ

Data in this report applies to families of products including MEM2-HTN-SA-30-830-U-5WQ

Test Information

Test Method: LM-79-2019
 Report Number: SP1-2407-157-7
 Test Lab: COOPER LIGHTING SOLUTIONS
 Photometer: SP1 - 76IN SPHERE
 Measurement Geometry: 4π
 Issue Date: 09/05/2024
 Manufacturer: COOPER LIGHTING SOLUTIONS
 Product Line: Streetworks
 Catalog Number: **MEM2-HTN-SA-30-830-U-5WQ**
 Description: Epic Modern Light Square 30W 5WQ Optic

Spectral Parameters

CCT (K): 3126
 CIE u': 0.2465
 CIE v': 0.5182
 Duv: -0.0004
 CIE x: 0.4277
 CIE y: 0.3997
 CIE z: 0.1727
 Peak Wavelength (nm): 601
 Dominant Wavelength (nm): 582
 Purity: 48.31913
 Rf: 84.4
 Rg: 94.7

CRI (Ra):	82.6		
R1:	81.4	R9:	5.1
R2:	92.2	R10:	82.2
R3:	94.9	R11:	79.8
R4:	80.1	R12:	70.4
R5:	81.8	R13:	84.2
R6:	90.5	R14:	97.9
R7:	81.8	R15:	73.6
R8:	58.0		



Test Conditions

Stabilization Time: 22M
 Operation Time: 1H 22M
 Sphere Temperature (°C): 24.3

REPORT NUMBER: SP1-2407-157-7

Measurement and Test Equipment			
Instrument	Identification Number	Calibration Date	Calibration Due Date
Photometer	IN0058	6/18/2024	12/18/2024
Power Meter	INXT2011004	2/8/2024	2/8/2025
AC Power Source	IN0063	10/24/2023	10/24/2024
DC Power Source	IN0208	10/24/2023	10/24/2024
Sphere Thermometer	IN0085	10/24/2023	10/24/2024
Room Thermometer	IN0046	10/24/2023	10/24/2024

REPORT NUMBER: SP1-2407-157-7

CIE 1931 Chromaticity Diagram



CIE 1931 Chromaticity Diagram with 2017 ANSI 7-Step and 4-Step Quadrangles



Point lies inside the ANSI 3000K 4-step quadrangle

REPORT NUMBER: SP1-2407-157-7

Photopic Flux vs. Wavelength



Photopic Lumens: NR

λ (nm)	Power W [^] /nm	Lumens (ϕ /nm)	λ (nm)	Power W [^] /nm	Lumens (ϕ /nm)	λ (nm)	Power W [^] /nm	Lumens (ϕ /nm)	λ (nm)	Power W [^] /nm	Lumens (ϕ /nm)	λ (nm)	Power W [^] /nm	Lumens (ϕ /nm)
360	0	NR	490	258	NR	620	908	NR	750	26	NR	880	1	NR
365	0	NR	495	297	NR	625	857	NR	755	22	NR	885	0	NR
370	0	NR	500	345	NR	630	801	NR	760	19	NR	890	0	NR
375	0	NR	505	391	NR	635	738	NR	765	16	NR	895	0	NR
380	0	NR	510	426	NR	640	675	NR	770	14	NR	900	0	NR
385	0	NR	515	456	NR	645	610	NR	775	12	NR	905	0	NR
390	0	NR	520	480	NR	650	547	NR	780	10	NR	910	0	NR
395	0	NR	525	500	NR	655	488	NR	785	9	NR	915	0	NR
400	0	NR	530	517	NR	660	429	NR	790	7	NR	920	0	NR
405	2	NR	535	538	NR	665	378	NR	795	6	NR	925	0	NR
410	4	NR	540	558	NR	670	328	NR	800	5	NR	930	0	NR
415	9	NR	545	584	NR	675	285	NR	805	5	NR	935	0	NR
420	16	NR	550	611	NR	680	247	NR	810	4	NR	940	0	NR
425	31	NR	555	646	NR	685	212	NR	815	3	NR	945	0	NR
430	56	NR	560	687	NR	690	183	NR	820	3	NR	950	0	NR
435	101	NR	565	731	NR	695	156	NR	825	3	NR	955	0	NR
440	178	NR	570	780	NR	700	133	NR	830	2	NR	960	0	NR
445	323	NR	575	832	NR	705	114	NR	835	2	NR	965	0	NR
450	566	NR	580	883	NR	710	96	NR	840	2	NR	970	0	NR
455	645	NR	585	927	NR	715	82	NR	845	1	NR	975	0	NR
460	457	NR	590	963	NR	720	70	NR	850	1	NR	980	0	NR
465	365	NR	595	985	NR	725	59	NR	855	1	NR	985	0	NR
470	317	NR	600	998	NR	730	50	NR	860	1	NR	990	0	NR
475	244	NR	605	994	NR	735	43	NR	865	1	NR	995	0	NR
480	218	NR	610	978	NR	740	36	NR	870	1	NR	1000	0	NR
485	233	NR	615	947	NR	745	31	NR	875	1	NR			

REPORT NUMBER: SP1-2407-157-7

Scotopic Flux vs. Wavelength



Scotopic Lumens: NR

S/P: 1.42

λ (nm)	Power W [^] /nm	Lumens (φ/nm)	λ (nm)	Power W [^] /nm	Lumens (φ/nm)	λ (nm)	Power W [^] /nm	Lumens (φ/nm)	λ (nm)	Power W [^] /nm	Lumens (φ/nm)	λ (nm)	Power W [^] /nm	Lumens (φ/nm)
360	0	NR	490	258	NR	620	908	NR	750	26	NR	880	1	NR
365	0	NR	495	297	NR	625	857	NR	755	22	NR	885	0	NR
370	0	NR	500	345	NR	630	801	NR	760	19	NR	890	0	NR
375	0	NR	505	391	NR	635	738	NR	765	16	NR	895	0	NR
380	0	NR	510	426	NR	640	675	NR	770	14	NR	900	0	NR
385	0	NR	515	456	NR	645	610	NR	775	12	NR	905	0	NR
390	0	NR	520	480	NR	650	547	NR	780	10	NR	910	0	NR
395	0	NR	525	500	NR	655	488	NR	785	9	NR	915	0	NR
400	0	NR	530	517	NR	660	429	NR	790	7	NR	920	0	NR
405	2	NR	535	538	NR	665	378	NR	795	6	NR	925	0	NR
410	4	NR	540	558	NR	670	328	NR	800	5	NR	930	0	NR
415	9	NR	545	584	NR	675	285	NR	805	5	NR	935	0	NR
420	16	NR	550	611	NR	680	247	NR	810	4	NR	940	0	NR
425	31	NR	555	646	NR	685	212	NR	815	3	NR	945	0	NR
430	56	NR	560	687	NR	690	183	NR	820	3	NR	950	0	NR
435	101	NR	565	731	NR	695	156	NR	825	3	NR	955	0	NR
440	178	NR	570	780	NR	700	133	NR	830	2	NR	960	0	NR
445	323	NR	575	832	NR	705	114	NR	835	2	NR	965	0	NR
450	566	NR	580	883	NR	710	96	NR	840	2	NR	970	0	NR
455	645	NR	585	927	NR	715	82	NR	845	1	NR	975	0	NR
460	457	NR	590	963	NR	720	70	NR	850	1	NR	980	0	NR
465	365	NR	595	985	NR	725	59	NR	855	1	NR	985	0	NR
470	317	NR	600	998	NR	730	50	NR	860	1	NR	990	0	NR
475	244	NR	605	994	NR	735	43	NR	865	1	NR	995	0	NR
480	218	NR	610	978	NR	740	36	NR	870	1	NR	1000	0	NR
485	233	NR	615	947	NR	745	31	NR	875	1	NR			

REPORT NUMBER: SP1-2407-157-7

Melanopic Flux vs. Wavelength



Melanopic Lumens: NR

M/P: 2.79

λ (nm)	Power W [^] /nm	Lumens (φ/nm)	λ (nm)	Power W [^] /nm	Lumens (φ/nm)	λ (nm)	Power W [^] /nm	Lumens (φ/nm)	λ (nm)	Power W [^] /nm	Lumens (φ/nm)	λ (nm)	Power W [^] /nm	Lumens (φ/nm)
360	0	NR	490	258	NR	620	908	NR	750	26	NR	880	1	NR
365	0	NR	495	297	NR	625	857	NR	755	22	NR	885	0	NR
370	0	NR	500	345	NR	630	801	NR	760	19	NR	890	0	NR
375	0	NR	505	391	NR	635	738	NR	765	16	NR	895	0	NR
380	0	NR	510	426	NR	640	675	NR	770	14	NR	900	0	NR
385	0	NR	515	456	NR	645	610	NR	775	12	NR	905	0	NR
390	0	NR	520	480	NR	650	547	NR	780	10	NR	910	0	NR
395	0	NR	525	500	NR	655	488	NR	785	9	NR	915	0	NR
400	0	NR	530	517	NR	660	429	NR	790	7	NR	920	0	NR
405	2	NR	535	538	NR	665	378	NR	795	6	NR	925	0	NR
410	4	NR	540	558	NR	670	328	NR	800	5	NR	930	0	NR
415	9	NR	545	584	NR	675	285	NR	805	5	NR	935	0	NR
420	16	NR	550	611	NR	680	247	NR	810	4	NR	940	0	NR
425	31	NR	555	646	NR	685	212	NR	815	3	NR	945	0	NR
430	56	NR	560	687	NR	690	183	NR	820	3	NR	950	0	NR
435	101	NR	565	731	NR	695	156	NR	825	3	NR	955	0	NR
440	178	NR	570	780	NR	700	133	NR	830	2	NR	960	0	NR
445	323	NR	575	832	NR	705	114	NR	835	2	NR	965	0	NR
450	566	NR	580	883	NR	710	96	NR	840	2	NR	970	0	NR
455	645	NR	585	927	NR	715	82	NR	845	1	NR	975	0	NR
460	457	NR	590	963	NR	720	70	NR	850	1	NR	980	0	NR
465	365	NR	595	985	NR	725	59	NR	855	1	NR	985	0	NR
470	317	NR	600	998	NR	730	50	NR	860	1	NR	990	0	NR
475	244	NR	605	994	NR	735	43	NR	865	1	NR	995	0	NR
480	218	NR	610	978	NR	740	36	NR	870	1	NR	1000	0	NR
485	233	NR	615	947	NR	745	31	NR	875	1	NR			

Summary

$R_f = 84.4$
 $R_g = 94.7$
 $CIE R_a = 82.6$
 $R_9 = 5.1$



Color Vector Graphics



Individual Sample Fidelity Index ($R_{f,i}$)

CES01 = 86	CES26 = 86	CES51 = 93	CES76 = 82
CES02 = 63	CES27 = 92	CES52 = 93	CES77 = 84
CES03 = 31	CES28 = 94	CES53 = 89	CES78 = 81
CES04 = 70	CES29 = 92	CES54 = 89	CES79 = 90
CES05 = 49	CES30 = 91	CES55 = 86	CES80 = 89
CES06 = 51	CES31 = 93	CES56 = 85	CES81 = 72
CES07 = 42	CES32 = 85	CES57 = 83	CES82 = 95
CES08 = 41	CES33 = 97	CES58 = 84	CES83 = 94
CES09 = 29	CES34 = 92	CES59 = 91	CES84 = 91
CES10 = 76	CES35 = 96	CES60 = 90	CES85 = 74
CES11 = 59	CES36 = 81	CES61 = 87	CES86 = 68
CES12 = 65	CES37 = 96	CES62 = 83	CES87 = 84
CES13 = 43	CES38 = 86	CES63 = 87	CES88 = 88
CES14 = 74	CES39 = 98	CES64 = 79	CES89 = 75
CES15 = 71	CES40 = 96	CES65 = 78	CES90 = 89
CES16 = 47	CES41 = 96	CES66 = 77	CES91 = 73
CES17 = 50	CES42 = 97	CES67 = 76	CES92 = 63
CES18 = 56	CES43 = 91	CES68 = 80	CES93 = 77
CES19 = 72	CES44 = 99	CES69 = 85	CES94 = 61
CES20 = 66	CES45 = 93	CES70 = 78	CES95 = 73
CES21 = 87	CES46 = 90	CES71 = 74	CES96 = 84
CES22 = 79	CES47 = 94	CES72 = 91	CES97 = 88
CES23 = 92	CES48 = 83	CES73 = 74	CES98 = 85
CES24 = 91	CES49 = 91	CES74 = 90	CES99 = 76
CES25 = 72	CES50 = 93	CES75 = 78	



Color Rendition by Hue-Angle Bin



Measure Comparisons



(END OF REPORT)